

**Home task till 31.03.20**

**CLASS: I**

**English (First language)**

1. Complete pg: 4 {common nouns} in text book.
2. Complete pg: 5(one and many) in text book.
3. Complete Pg :6 (match the words with the pictures)in the textbook.
4. Complete Pg :7 (Myself, Match the following)in the textbook.
5. Read a story book of your choice. Draw the cover page on A4 size sheet and colour it.
6. List the characters from the story you read in the A4 size sheet.

**TELUGU(Second Language)**

1. □□□□□□(□ □□□□□ □□ ) □□□□ □□□□□□□□/ □□□□□□.

**HINDI (Second Language)**

□ ] □□□□□ □□□□□ □□□□ –

[ □□□□ ] □ ----- □ -----□ ----- □ ----- □ ----- □□ -----

[ □□□□□□ ] □ ----- □ -----

□ ----- □ -----

□ -----□ -----

□ ----- □ ----- □

□ ----- □ -----□

□ ----- □ -----□

□ ----- □

[ □□□□□□□ □□□□□ ] □□□ -----□□□ -----

□ ] □□□□□ □□□□□ -

□□□ , □□ , □□ , □□ , □□□ , □□□ , □□□ , □□□ , □□□ , □□□

**MATHEMATICS**

1. Complete Chp-1 LOOKING BACK, EXERCISE -1A, T.B PG- 8  
1Q. Count and write the numbers from 1 to 10.
2. Complete Chp-1 LOOKING BACK , EXERCISE -1A, T.B PG- 9 2Q. Count and write the number and number name.
3. Complete Chp-1 LOOKING BACK, EXERCISE -1A, T.B PG- 10  
3Q. Count the fruits in each row and match with the correct number and number name.
4. Complete Chp-1 LOOKING BACK , EXERCISE -1A , T.B PG- 11 4Q. Count the number of letters in each of the following words, write and say. And Mental maths Answer the following questions(1 to 6).
5. Complete Chp-1 LOOKING BACK , EXERCISE -1B , T.B PG- 14 ( 1,2 , 3 Questions ) . look at this number strip and answer the questions.
6. Complete Chp-1 LOOKING BACK , EXERCISE -1B , T.B PG- 14 4Q . Fill in the blanks.
7. Complete Chp-1 LOOKING BACK , EXERCISE -1B , T.B PG- 14 5Q . Write all the numbers between: 6Q. Write the missing numbers on the number line.
8. Complete Chp-1 LOOKING BACK , EXERCISE -1B , T.B PG- 15 1Q , 2Q Comparing numbers .
9. Complete Chp-1 LOOKING BACK , EXERCISE -1B , T.B PG- 15 3Q . Do the following sets have the same number of objects?
10. Complete Chp-1 LOOKING BACK , EXERCISE -1C , T.B PG- 17 1Q . Write the correct symbol = , > or < to make each sentence true.

## **GENERAL SCIENCE/EVS**

1. Complete Exercise Time Page 2 in Text book.
2. Complete Exercise Time Page 3 in Text book.
3. Complete Exercise Time Page 7 Jumbled words in Text book and learn the spellings of the words.
4. Learn a Rhyme on body Parts (Example Chubby cheeks, Ten little fingers)
5. Learn to draw Eye, Ear, Nose and tongue.
6. Complete Exercise in Page 9
7. Complete Exercise time in page 10 match the following and Fill in the blanks

## **I.T**

1. In an A4 sheet paste Main parts of the computer system and label

- Please Note:**
- 1. Given Home task need to completed in Text book/Home work book.**
  - 2. Home task need to be submitted on the reopening day of the school.**

\_\_\_\_\_X\_\_\_\_\_

## Home task till 31.03.20

Class: II

### ENGLISH (First language)

1. Complete pg: 1 Read the passage and completes the sentences in the Grammar book.
2. Complete pg: 2 Singular and plural, Proper and Common Nouns in Grammar book..
3. Complete pg: 3 Colour the countable and uncountable nouns.
4. Complete pg: 4 Complete the sentences and missing letters.
5. Complete pg: 5 Daily routine of Arshi.
6. Read a story book of your choice. Draw the cover page on A4 size sheet and colour it.
7. List the characters from the story you read in the A4 size sheet.

### TELUGU(Second Language )

1. పాఠ్యపుస్తకం (పాఠ్యపుస్తకం ) పాఠ్యపుస్తకం పాఠ్యపుస్తకం

### HINDI (Second Language)

I. I. ] పాఠ్యపుస్తకం పాఠ్యపుస్తకం పాఠ్యపుస్తకం -

1. [ పాఠ్యపుస్తకం ] పాఠ్యపుస్తకం పాఠ్యపుస్తకం పాఠ్యపుస్తకం పాఠ్యపుస్తకం పాఠ్యపుస్తకం పాఠ్యపుస్తకం
2. [ పాఠ్యపుస్తకం ] పాఠ్యపుస్తకం పాఠ్యపుస్తకం పాఠ్యపుస్తకం పాఠ్యపుస్తకం
3. పాఠ్యపుస్తకం పాఠ్యపుస్తకం పాఠ్యపుస్తకం పాఠ్యపుస్తకం
4. పాఠ్యపుస్తకం పాఠ్యపుస్తకం పాఠ్యపుస్తకం పాఠ్యపుస్తకం
5. పాఠ్యపుస్తకం పాఠ్యపుస్తకం పాఠ్యపుస్తకం పాఠ్యపుస్తకం
6. పాఠ్యపుస్తకం పాఠ్యపుస్తకం పాఠ్యపుస్తకం పాఠ్యపుస్తకం
7. పాఠ్యపుస్తకం పాఠ్యపుస్తకం పాఠ్యపుస్తకం పాఠ్యపుస్తకం
8. పాఠ్యపుస్తకం పాఠ్యపుస్తకం పాఠ్యపుస్తకం పాఠ్యపుస్తకం
9. [ పాఠ్యపుస్తకం పాఠ్యపుస్తకం ] పాఠ్యపుస్తకం పాఠ్యపుస్తకం పాఠ్యపుస్తకం పాఠ్యపుస్తకం

II. ] పాఠ్యపుస్తకం పాఠ్యపుస్తకం

1. పాఠ్యపుస్తకం -
2. పాఠ్యపుస్తకం -
3. పాఠ్యపుస్తకం -
4. పాఠ్యపుస్తకం -

III. ] పాఠ్యపుస్తకం పాఠ్యపుస్తకం పాఠ్యపుస్తకం

- (i) పాఠ్యపుస్తకం x ----- , (ii) పాఠ్యపుస్తకం x ----- , (iii) పాఠ్యపుస్తకం x ----- , (iv) పాఠ్యపుస్తకం x ----- , (v) పాఠ్యపుస్తకం x-----

IV. ] పాఠ్యపుస్తకం పాఠ్యపుస్తకం పాఠ్యపుస్తకం పాఠ్యపుస్తకం -

V. ] పాఠ్యపుస్తకం పాఠ్యపుస్తకం పాఠ్యపుస్తకం పాఠ్యపుస్తకం -

VI. ] పాఠ్యపుస్తకం పాఠ్యపుస్తకం పాఠ్యపుస్తకం పాఠ్యపుస్తకం -

VII. ] పాఠ్యపుస్తకం పాఠ్యపుస్తకం పాఠ్యపుస్తకం పాఠ్యపుస్తకం పాఠ్యపుస్తకం పాఠ్యపుస్తకం

## **MATHS**

1. Complete Chp-1 LOOKING BACK , EXERCISE -1A T.B PG- 7 , 1Q. Complete the number chart . 2Q . Write the numerals for the following. T.B PG-8 3Q. Write the number names for the following.
2. Complete Chp-1 LOOKING BACK , EXERCISE -1A T.B PG- 8, 4Q write the missing numbers by counting forward. 5Q. fill in the blanks by counting backwards.
3. Complete Chp-1 LOOKING BACK , EXERCISE -1A T.B PG- 8 6Q. Write the numbers just before and just after the given number. T.B PG-9 7Q. Write the number that comes between the given numbers. 8Q. Write the correct numbers.
4. Complete Chp-1 LOOKING BACK , EXERCISE -1A T.B PG- 9 9Q. Fill in the blanks by following the pattern. 10Q, 11Q Write the numbers while counting by 2s, 3s
5. Complete Chp-1 LOOKING BACK , EXERCISE -1A T.B PG- 10 12Q., 13Q Fill in the boxes by skip counting in 5's and 10's
6. Complete Chp-1 LOOKING BACK , ORDINAL NUMBERS matching T.B PG-10.
7. Complete Chp-1 LOOKING BACK , EXERCISE -1B T.B PG- 11 1Q , 2Q Write the days of the week in correct order , write the letters corresponding to the fireman in the given circles.
8. Complete Chp-1 LOOKING BACK , EXERCISE -1B T.B PG- 12 Colour the turtles using the given code.
9. Complete Chp-1 LOOKING BACK , EXERCISE -1C T.B PG- 13 1Q. Write the missing numbers on the number line.
10. Complete Chp-1 LOOKING BACK , EXERCISE -1C T.B PG- 13 2Q. Complete the table.

## **GENERAL SCIENCE/EVS**

1. Complete the table your Favourite in Text book page 1
2. Complete all about Myself in Text book page 2 and rewrite the same in class work.
3. Learn to introduce and speak confidently about yourself in 6 sentences.
4. Write or list any five facts or riddles on Human Body in A4 size paper
5. Draw and Colour any three vegetables and write two sentences about how they help us in A4 size paper.
6. Draw and colour any three fruits and write two sentences about how it helps us in A4 size sheet.
7. Write or list any five facts or riddles about vegetables or fruits.

## **I.T**

1. Why a computer is called as a machine?
2. Paste the pictures of different places where computers are used? (example: schools and banks Etc.,)

**Please Note: 1. Given Home task need to completed in Text book/Home work book.**

**2. Home task need to be submitted on the reopening day of the school.**

-----X-----




**Home task till March 31.03.20**

**Class: III**

### **ENGLISH (First Language)**

1. Complete Pg no 5 bit A from Textbook
2. Do the worksheet given.

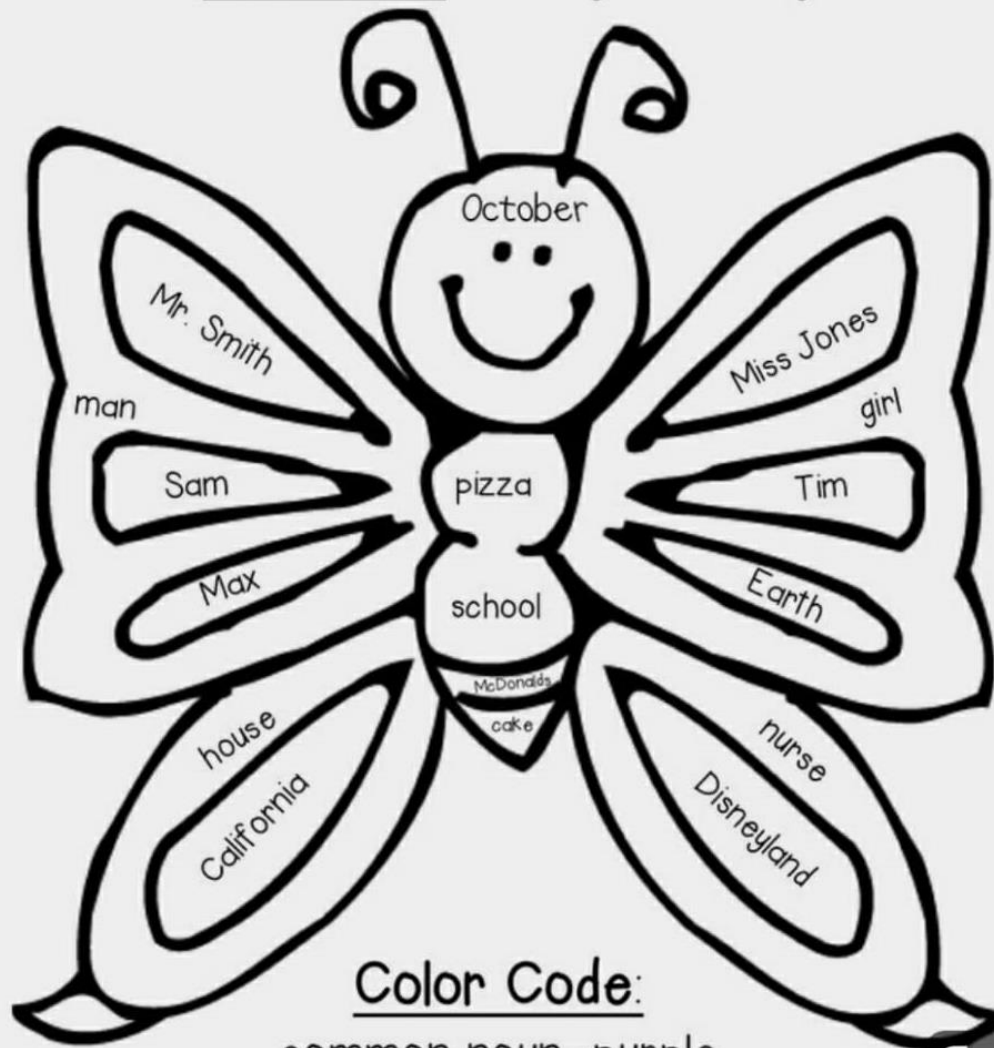


3. Do the worksheet given.

# Color by Nouns

A proper noun names specific people, places, things or ideas

A common noun names general things.



## Color Code:

common noun=purple

proper noun=blue



4. Do the worksheet given.



Name: \_\_\_\_\_ Reading **Comprehension**

## At the Farm


I went to the farm

with my family.

I saw a big horse at the farm.

The horse was brown.

The horse can run fast.



1. I went to the \_\_\_\_\_.

- a. farm
- b. park
- c. zoo

2. I saw a big \_\_\_\_\_.

- a. cat
- b. horse
- c. fish

3. The horse can \_\_\_\_\_.

- a. run fast
- b. hops
- c. lay eggs



© Clarendon Press 2015

5. Read a story book of your choice. Draw the cover page on A4 size sheet and colour it.
6. List the characters from the story you read in the A4 size sheet.
7. Write the summary of the story.
8. Underline the nouns from the story.

### TELUGU(Second Language)

1. □□□□□□(□□□□□□ □ ) □□□□ □□□□□□□□
2. □□□□□□□□□□□□□□□□

### HINDI (Second Language)

- I. □□□□ □□□□□□ □□ □□□□□ □□□□□ :-
1. □□□□ □□□ ----- □□ |
2. □□□□ □□□□□□ □□ □□□-----□□ |
3. □□□□ □□□□□□ □□ □□□ ----- □□ |
4. □□□ ----- □□□□□ □□□ □□□□/ □□□□ □□□ |
5. □□□□ □□□□□□□□ □□ □□□ □□□□□ □□□□□□□□□□□□□□□□□ -----□□ |
6. □□□□ □□□□ □□□□□□□□ □□□□ -----□□ |
7. □□□□ □□□□□ □□□□ ----- □□ |
8. □□□□ ----- □□□□□ □□□□ □□□□ □□ |
9. □□□□ □□□□□ □□□□□ ----- □□ |
10. □□□□ □□□□□□□□ □□ □□□ □□□□□□ □□□□ ----- □□ |
11. □□□□□ □□□□□ - □□□□□ , □□□□ , □□□□□□□□ , □□□□□□ , □□□□□
12. □□□□□□□□□□ □□□□□ □□□ □□ □□□□ □□□ □□□□□ □□□□□ □□□□□ |
13. □□□□□□□□□□ □□□□ □□ □□□□□ □□□□□ □□□□□ □□□□ □□□□□□ □□□□□□ |
14. □□□□□□ □□□□□ □□□□□ - □□□□□ , □□□□ , □□□□ , □□□□

## MATHEMATICS

1. Complete Chp-1 LOOKING BACK , EXERCISE -1A , T.B PG- 8 Full page 1Q , 2Q . Draw beads on each spike to represent the number given below the abacus , Write the number represented by the abacus in different forms.
2. Complete Chp-1 LOOKING BACK , EXERCISE -1A , T.B PG- 9 , 3Q. Write the numbers a,b,c,d,e,f,g,h,i bits.
3. Complete Chp-1 LOOKING BACK , EXERCISE -1A , T.B PG- 9 AND 10 ( 4Q and 5Q ). Write each numeral as a sum of hundreds, tens and ones , write each of the following in standard form and word form.
4. Complete Chp-1 LOOKING BACK , EXERCISE -1A , T.B PG- 10 6Q . Write the given numbers in word form . 7Q. Write the given number names in standard form and expanded form . 8Q. Discover the pattern and write the missing numbers.
5. Complete Chp-1 LOOKING BACK, EXERCISE -1A , T.B PG- 11 9Q Write: 10 Q Write the numbers.
6. Complete Chp-1 LOOKING BACK, EXERCISE -1A , T.B PG- 11 11Q write the place values of the digits in the given numbers.
7. Complete Chp-1 LOOKING BACK , EXERCISE -1A , T.B PG- 11 12Q 13Q 14Q Encircle the numbers having the digit 3 in the ones place. 6 in the tens place , 7 in the hundreds place.

8. Complete Chp-1 LOOKING BACK , EXERCISE -1A , T.B PG- 11 15Q Encircle the odd numbers from the following and T.B PG-12 16 Q Compare the numbers and fill in the boxes with the correct signs > or < .

9. Complete Chp-1 LOOKING BACK , EXERCISE -1A , T.B PG- 12 17Q Encircle the greatest numbers and tick the smallest number.

10. Complete Chp-1 LOOKING BACK , EXERCISE -1A , T.B PG- 12 18Q, 19Q . Arrange the following numbers in ascending and descending order.

### **GENERAL SCIENCE/EVS**

1. Ls.1 Read pg.no 1 & 2 and write new words in class work.
2. Ls.1 Do pg.no. 1 & 2 activity in textbook.
3. Read Ls.1 pg.no. 3, 4 & 5 and write 15 words in class work.
4. Ls.. 1 Learn the new words that you have written.
5. Ls.1 Do pg.no 4 and 5 activity in textbook.
6. Ls.1 Make a paternal family tree.
7. How do you take care of yourself. Write any five points.
8. Write any five usage of intake of more fruits and plenty of water.

### **Note: Write in E.V.S in Class work.**

1. Ls.2 Read pg.no. 8,9 & 10 and write 15 new words in class work.
2. Ls.2 Learn the new words that you have written.
3. Write two points of diet for the given people: a. Below 2 years
- 4.b. Above 5 years c. Above 18 years. d. Above 60 Years. In E.V.S class work.

### **I.T**

1. Mention different parts of computer system and write the uses of each part
2. Mention any five differences between man and the computer system.

**Please Note: 1. Given Home task need to completed in Text book/Home work book.**

**2. Home task need to be submitted on the reopening day of the school.**

-----X-----