



**AKSHARA VAAGDEVI
INTERNATIONAL SCHOOL**

R.G.R Siddhanthi Education Society | Affiliated to CBSE (Regd. 130323)

IN COLLABORATION WITH



PALLAVI MODEL SCHOOL

GRADE 2 HOLIDAY HOME WORK







•

Reporter activity (Funtime).

Child should record 1to2 minutes in their own voice what his/her family members are doing....


For example he/she should tell their name/day/date/time then mummy is cooking in the kitchen

dad is reading news paper in the drawing room etc....



- [Build my World.pdf](#)


a) Create your own world and draw a picture of it.
Write about your world.



b) According to you, which thing
is more important and why?

- [Our Camping trip.pdf](#)


Plan for a picnic and make a
list of the things which you want to carry.



[I want to be cat.pdf](#)

a) What animal would you like to be?

b) Draw the picture of your favorite animal and write 5 lines about it.

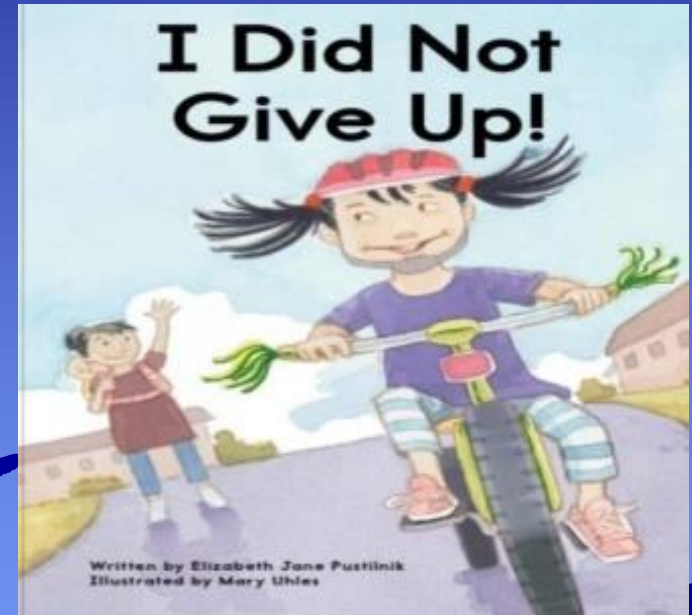


https://padlet.com/nivedita_paul/alvqi75yvdyrgs6

[I did not give up.pdf](#)

Think about a time when you were not able to do something but you kept trying. Draw a picture and write about it.

Choose any of the below activities to do after you have finished reading your book and upload it in the below padlet link.



List the Main events in the story.	List the characters from the story and draw a small picture of them.	Draw a timeline of the events in the story.	Using ideas from the text, make a true or false quiz for a friend.	Make a facts chart or fact file about a character.
Write an acrostic of the title naming events and characters.	Make a Word search with 10 special words from your story	Make a chart showing who did what in the story and when.	Write a summary of the story in no more than 100 words .	Make a list of the main places where the action in the story takes place.
Write and perform a short play based on the story.	Make a cartoon strip showing the turning point in the story.	Write a newspaper report of your story from the point of view of a character.	Compare 2 characters in the story. How are they Similar? Different?	Draw a story map illustrating the character's feelings.
Write a letter to the main character telling them about what others think / feel about them.	Design a new eye-catching front cover for the story.	Using speech bubbles , draw a conversation between two Characters from the story.	Write an alternative ending to the story.	Draw a story map showing one of the character's feelings.
Find similes and metaphors in your book, illustrate them	Draw a picture of where the story is set as you imagine it to be from the description in the book	Make word banks of descriptive words adjectives adverbs	Think of a new title for the book and describe why you chose it.	Make a poster to advertise your book using a clear layout and illustration.

Spell Bee

ABC

flood	danger	dense	wound
guilty	fought	enemy	spread
unique	cruel	muscles	skeleton
stomach	heart	bones	prevent
alert	scared	disease	uniform



INDIAN TRADITIONAL GAMES



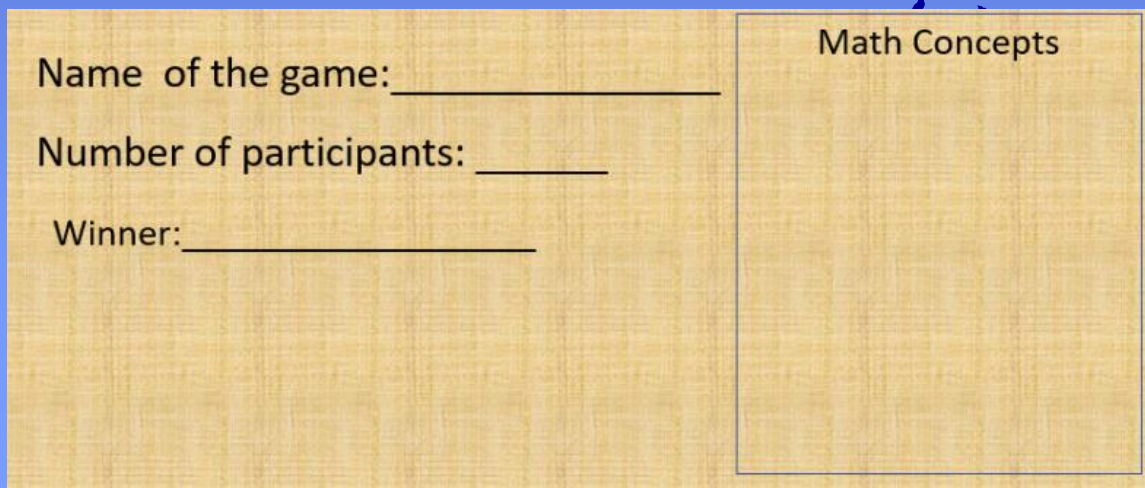
Instructions:

Child should play at least two games per week. Take a pictures while playing the game and make it as a collage.

Child should observe and make some math concepts in that particular game in an A4 size paper.

Mention number of participants and the winner of the game.

Submit the collage and A4 size paper on reporting day.




The image shows a template for an A4 size paper, divided into two sections. The left section is for recording game details, and the right section is for math concepts.

<p>Name of the game: _____</p> <p>Number of participants: _____</p> <p>Winner: _____</p>	<p>Math Concepts</p>
--	----------------------

Global perspective holiday
homework

Theme : Well-being and happiness



Global perspective holiday homework

Theme : Well-being and happiness

Summative Assessment details: April 17th to 23: Students need to maintain Health Journal (diet, exercise, rest, water) to be monitored.

Every Sunday for 1 hour no device day for parents.

April 24th to 30th: The student will interview parents at night about their day (food, exercise, activity, water intake etc.)Record a video or make note on A4 size paper.

May: Students will go outside and create awareness regarding healthy lifestyle and happiness.

TYPES	MONDAY					TUESDAY					WEDNESDAY					THURSDAY					FRIDAY				
OF MEAL	G r a i n s	V e g e t a b l e a n d f r u i t s	N o n v e g	J u n k f o o d	V a s t a g e d f o o d	G r a i n s	V e g e t a b l e a n d f r u i t s	N o n v e g	J u n k f o o d	V a s t a g e d f o o d	D a i r y	G r a i n s	V e g e t a b l e a n d f r u i t s	N o n v e g	J u n k f o o d	V a s t a g e d f o o d	D a i r y	G r a i n s	V e g e t a b l e a n d f r u i t s	N o n v e g	J u n k f o o d	W a s t a g e d f o o d	D a i r y		
BREAK FAST																									
LUNCH																									
SNACK																									
DINNER																									
WAKE UP TIME																									
SLEEP TIME																									

II LANG – TELUGU

1. గుణింతపు గుర్తులతో (తలకట్టు నుంచి విసర్గ) ప్రతి గుర్తుతో ఐదు పదాలను చార్టు పేపర్లో వ్రాయుము.
2. హల్లులను chart paper లో వ్రాసి వాటికి వచ్చే ఒత్తులు కలర్ పేపర్లో రాసి అతికించుట.



- II LANG – HINDI

-

- कोलाज वर्क : हमारे राष्ट्रीय चिहनों
के चित्र उतारकर या चिपकाकर

- उनके नाम हिंदी में लिखिए और रंग
भरिए ।



IT

Download Desene Animate.

Steps for download:

Step1: search Desene Animate in google.

Step2: click on download latest version.

Step3 : click on Download for Windows.

Step4 : Desene Animate will download then to install click Next until Finish. Lastly click on Finish, our Desene Animated App downloaded.




Now Open Desene Animate and Create a cartoon.



Change cartoon
Clean Up

Create your cartoon

www.Desene-Animate.ro



Thank you

